



FOSTER & ADOPTIVE CARE COALITION

FOR EVERY CHILD... A PLACE TO CALL HOME

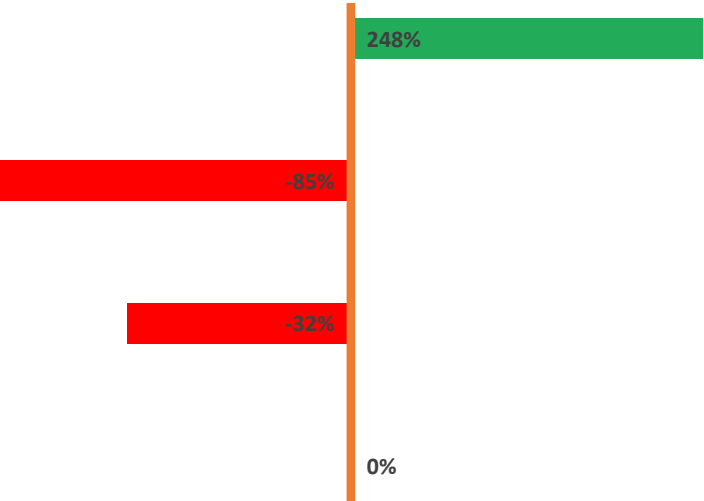


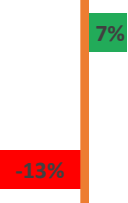
2022 Variance Report

Professional Training Outcomes

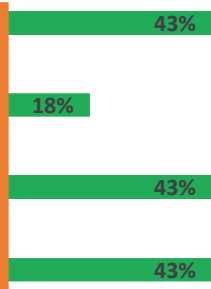
Program	Goal	2021 Result	2022 Result	2022 Variance (Percent Over/Under Target)
Professional Training	80% of participants increase their knowledge/understanding of the subject	44 of 46 (96%) reported an increase in knowledge	178 of 181 (98%) reported an increase in their knowledge of the subject	<div><div></div><div>23%</div><div>58%</div></div>
	500 professionals trained:	609 participants (2,881.5 hours)	789 attendees (510 unique participants) (4125 hours)	

Retention Program Outcomes

Program	Goal	2021 Result	2022 Result	2022 Variance (Percent Over/Under Target)
Educational Advocacy	85% of students improve school functioning, as measured by the CGAS	61 of 66 (92%) improved school functioning	53 of 54 (98.2%) children improved school functioning	<div><div></div><div>16%</div><div>1%</div></div>
	90% of students meet their educational goal at case closure	74 of 82 (90%) met at least one educational goal	69 of 76 (91%) students met their educational goal	
Family Works	80% of children will remain in their foster or adoptive home or move to a more stable living situation	32 of 40 (80%) remained in their home or moved to a more stable living situation	35 of 37 (94.6%) remained in their home or moved to a more stable living situation	<div><div></div><div>18%</div><div>19%</div><div>31%</div></div>
	80% of families have improved relationships (measured by the GARF)	9 of 16 (56%) improved on the GARF	18 of 19 (95%) improved on the GARF	
	70% of parents have knowledge, skills, and support for positive parenting (measured by the Brief Parental Self-Efficacy Scale)	12 of 16 (75%) parents improved on the BPSE Scale	24 of 26 (92%) parents improved on the BPSE Scale	
Comprehensive Systems Navigation	50% of children/youth remain in their home or transition to a more stable living situation at case closure	14 of 14 (100%) remained in or transitioned to a more stable living situation	17 of 17 (100%) remained in or transitioned to a more stable living situation	<div><div></div><div>100%</div><div>100%</div></div>
	50% of children/youth will maintain/improve on measures of well-being, as measured by an improvement on the CAFAS	11 of 11 (100%) youth with closed cases maintained or improved functioning at case closure	12 of 12 (100%) youth with closed cases maintained or improved functioning at case closure	
Little Wishes	100% of children receive at least 1 gift	100% received at least 1 gift	100% received at least 1 gift	<div><div></div><div>0%</div></div>

Volunteer Development	25% of volunteers return for repeat experience	87% repeat (48/55)	87% repeat (54/62)	
	Recruit 400 volunteers to support the Coalition's mission	55 volunteers recruited to support the Coalition's mission	62 volunteers recruited to support the Coalition's mission	
	Refer 25 volunteers to member agencies.	67 volunteers referred to FosterServe agencies (I sent emails to 67 individuals with information about becoming a volunteer with another agency)	68 volunteers referred to FosterServe agencies	
	Match 90% of youth with a Birthday Buddy	100% (116/116)of referred youth were matched with a Birthday Buddy Donor	100% (116/116)of referred youth were matched with a Birthday Buddy Donor	
Parent Training	150 parents attend in-service training	241 attendees (39 unique parents) attended in-service training	330 attendees (102 unique parents) attended in-service training (1,401.5 hours)	
	100 parents receive pre-service training (STARS, Spaulding, or Level A)	182 participants received pre-service training (4,732 hours)	223 participants received pre-service training (4,072 hours)	
Support Groups	95% of parents increase their knowledge/support	44 of 44 (100%) parents reported an increase in their knowledge/support	38 of 40 (95%) parents felt supported	
TFC/Specialized Training and Support	30 families trained for TFC	142 session attendees 14 unique parents 90 training hours provided	154 new TFC session attendees (136 already approved TFC homes from the CORE pilot group) 17 new unique parents 20 existing TFC parents trained in CORE Teen 864 training hours provided (456 training hours for new parents)	
	15 of TFC training families are approved as TFC homes	14 of 14 (100%) were approved	17 of 17 (100%) new parents were approved	

Recruitment Program Outcomes

Program	Goal	2021 Result	2022 Result	2022 Variance (Percent Over/Under Target)
Extreme Recruitment®	70% of children are matched with adoptive/guardianship resources	12 of 14 (86%) youth were matched with a permanent family	3 of 3 (100%) youth were matched with a permanent family	
	85% of children are reconnected with relatives/kin	8 of 14 (57%) youth were reconnected with a relative/kin	3 of 3 (100%) youth were reconnected with a relative/kin	
	70% of participants will maintain or improve scores on the CAFAS, a measure of child well-being	10 of 13 (77%) maintained improved functioning at case closure	3 of 3 (100%) maintained or improved functioning at case closure	
	70% of participants, ages 12 and older, will have increased connections, as measured by the Youth Connections Scale	2 of 4 (50%) had improved connections at case closure	1 of 1 (100%) had improved connections at case closure	

30 Days to Family®	70% of children are placed with relatives/kin by case closure	77 of 101 (76%) children were placed with relatives/kin by case closure	85 of 102 (83.3%) children were placed with relatives/kin by case closure	
	80% of youth will have improved relationships with caregivers, as measured by the CGAS/PIR-GAS and GARF	94 of 100 (94%) improved on the CGAS/PIR-GAS and GARF	97 of 102 (95%) improved on the CGAS/PIR-GAS and GARF	
Family Connections	50% of youth are placed with a relative by conclusion of services	Program new in 2022	6 of 14 (42.9%) youth were placed with a relative by conclusion of services	
	60% of youth maintain/improve functioning		13 of 14 (92.9%) youth maintained/improved functioning	
Older Youth Readiness	70% of youth have increased connections with supportive adults, as measured by an increase in the YCS from baseline to case closure of at least 1 point	New program in 2022	Pilot cases did not use YCS- will report on this outcome for 2023	
	70% of youth have increased independent living skills, as measured by an increased in the Casey Life Skills Assessment from baseline to case closure of at least 1 point	New Program in 2022	Pilot cases did not use Casey Life Skills Assessments- will report on this outcome for 2023	
	70% of youth have identified lifelong connections, as measured by documentation of named supports in Salesforce “Significant Relationships”	New Program in 2022	Older Youth Readiness: 1 of 1 (100%)	
General Recruitment	500 potential foster parents will call to inquire about becoming foster care parents (MO and IL combined).	430 MO; 32 IL (462 unlicensed callers) 646 total calls	540 potential foster/adoptive families inquired about becoming foster/adopt parents	
	125 families will be identified and referred to agencies to pursue licensure	83 families were referred for licensure	71 families were referred for licensure	
Family Development	50% of referred families become licensed	38 of 76 (50%) were licensed in 2021	22 of 60 (37%) families were licensed	
	85% of families licensed at least 3 months have placement of a child	33 of 43 (77%) had at least one placement	15 of 22 (68%) families licensed for at least 3 months have had at least 1 placement	
A Place to Call Home	50% of children are matched with a permanent family	9 of 23 (39%) of youth have been matched with a permanent resource	6 of 20 (30%) of youth featured have been matched with a permanent resource	
Families United	50% of families referred to the Families United Program are licensed	25 of 39 (64%) were licensed in 2021	24 of 39 (62%) were licensed in 2022	
	70% of children will achieve placement stability, as measured by documentation that they remain in the kinship home or move to a more stable living situation.	24 of 32 (75%) children with closed cases and placed with the relative family remained in their home or moved to a more stable living situation	68 of 87 (78%) children with closed cases and placed with the relative family remained in their home or moved to a more stable living situation.	